



EIGER 2

2 Year Warranty
2 Jahre Garantie
Garantie de 2 ans
2 Años de Garantía
2 Års Garanti

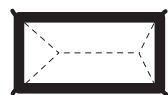


www.gipfelclimbing.com

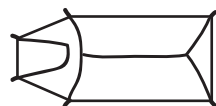
Gipfel Climbing Equipment
Maxwel Exporters, Kunda Road
Partapur, Meerut 250103, UP
India

Customer care: cs@gipfelclimbing.com

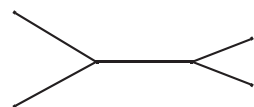
This tent consists of:



- 1 x Inner Tent



- 1 x Outer Tent /
Rain Fly



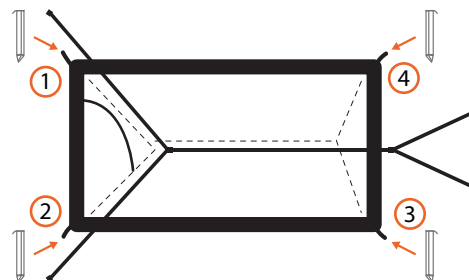
- 1 x Pole



- 11 x Ground Anchors

Step 1

Spread the inner tent on the ground with the front door partially open. Anchor the inner tent on all 4 points.



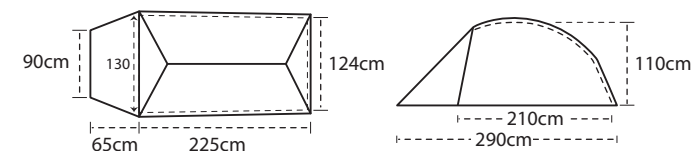
Step 2

Connect the pole to the inner tent - insert each of the 4 ends of the poles into the straps on 4 corners of the tent. The longer poles come at the front of the tent.



Step 3

Put the outer tent over the inner tent and anchor at remaining 7 points.



Rear side of the tent

